


**SAFEasy™ TYPE 2 LIGHT CURTAINS**

- ***Integrated light curtains for PRESENCE CONTROL PROTECTION***
- ***50 and 90 mm resolution and operating distance up to 15 m***
- ***31 x 32 mm compact profile***
- ***Versions with automatic or manual RESTART***

**SF2-50/90 SERIES**

The **SAFEasy™** light curtains of the **SF2** series, according to the IEC 61496-1 and IEC 61496-2 standards, are very suitable for presence detection of operators exposed to risks.

Different models are available with nine standard heights ranging from 300 to 1500 mm, with 50 or 90 mm resolution and an operating distance reaching 15 m.

The emitter and receiver units are optically synchronised and contain all the control circuits, test input and two safety outputs inside the housing.

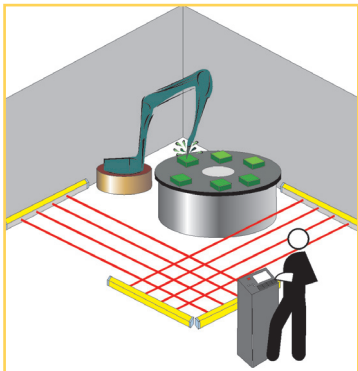
The connection with the machine stopping circuits are guaranteed by unshielded M12 4-pole connectors for the emitter and M12 5-pole connectors for the receiver.

The **SAFEasy™** light curtains of the **SF2** series have also integrated the test function, automatically activated every 0.5 seconds, without stopping the machine's working cycle.

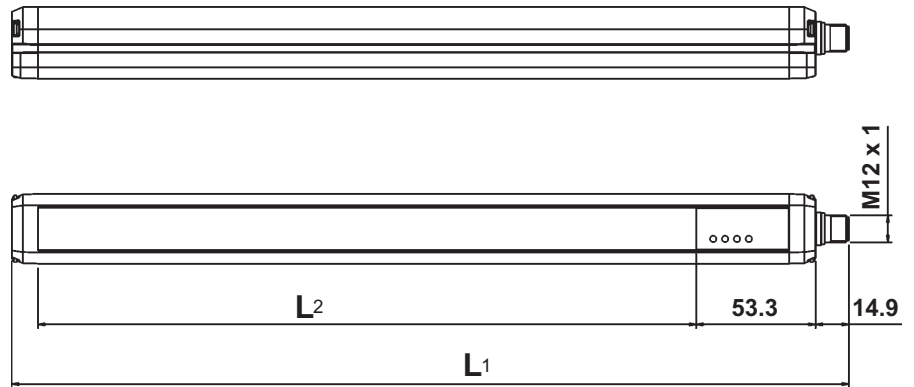
A wide range of industrial applications, requiring operator safety, can be solved by the **SAFEasy™** light curtains, thanks to the extremely compact dimensions (31x32 mm), easy installation and excellent performances.

# SF2 PRESENCE CONTROL PROTECTION


Presence control is obtained positioning horizontally the safety light curtain. This installation allows to continuously control the presence of an obstacle inside a specific area. This is a particularly useful solution when dangerous area, not visible from the machine control points, has to be protected.



## DIMENSIONS



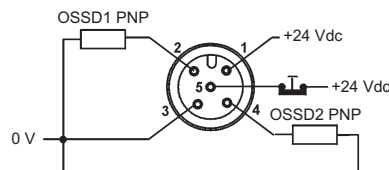
mm



CONTROLLED HEIGHT (mm)	L <sub>1</sub>	L <sub>2</sub>
300	374	294
450	521	441
600	668	588
750	815	735
900	962	882
1050	1109	1029
1200	1256	1176
1350	1403	1323
1500	1550	1470

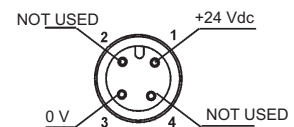
## CONNECTIONS

### RECEIVER (RX)



- 1 = brown = +24 Vdc
- 2 = white = OSSD1
- 3 = blue = 0 V
- 4 = black = OSSD2
- 5 = grey = TEST \*

### EMITTER (TX)



- 1 = brown = +24 Vdc
- 2 = white = NOT USED
- 3 = blue = 0 V
- 4 = black = NOT USED

\* = automatic RESTART (X version) TEST/RESET function  
 = manual RESTART (Y version) TEST/RESTART/RESET function

## TECHNICAL DATA

<b>Power supply (V<sub>dd</sub>):</b>	24 Vdc ± 20% (SELV / PELV)
<b>Consumption:</b>	50 mA max. / 1 W (emitter) 90 mA max. / 2.5 W (receiver without load)
<b>Light emission:</b>	infrared LED 880 nm
<b>Optic diameter:</b>	Ø 18 mm
<b>Number of controlled beams:</b>	refer to table 1
<b>Optic interaxis:</b>	37,5 mm (SF2-50); 74 mm (SF2-90)
<b>Resolution:</b>	50 / 90 mm
<b>Controlled height:</b>	refer to table 2
<b>Operating distance:</b>	0.2 ... 15 m
<b>Receiver inputs:</b>	external switches for Test and Restart
<b>Receiver indicators:</b>	2 yellow ALIGNMENT LEDs red BREAK LED green SAFE LED
<b>Emitter indicators:</b>	yellow WORKING UNIT CHECK LED green POWER ON LED
<b>Output type:</b>	2 PNP short-circuit protection: max. 1.4 A at 55°C min. 1.2 A at 0 °C
<b>Output current (for all loads):</b>	500 mA max. per output
<b>Output voltage ON min.:</b>	V <sub>dd</sub> - 1 V
<b>Output voltage OFF max.:</b>	0.2 V
<b>Leakage current:</b>	0.65 mA
<b>Capacitive load (pure):</b>	100 nF max.
<b>Resistive load (pure):</b>	60 Ω min.
<b>Response time:</b>	refer to table 3
<b>Receiver connection:</b>	M12 5-pole connector
<b>Emitter connection:</b>	M12 4-pole connector
<b>Safety category:</b>	type 2
<b>Electrical protection:</b>	class 1
<b>Mechanical protection:</b>	IP65 (EN 60529) IP67 (connector part)
<b>Housing material:</b>	painted aluminium
<b>Cap end material:</b>	PBT
<b>Lens material:</b>	PMMA
<b>Cable length:</b>	50 m max * (at 100nF capacitive load and V <sub>dd</sub> =24V) M12 conductors (according to EN 50044, EN 60947-5-2) poles Ø = 32x0.1mm, external Ø = 0.5mm 1 Kg. max. / m of total height
<b>Weight:</b>	
<b>Operating temperature:</b>	0 ... +55 °C
<b>Storage temperature:</b>	-25 ... +70 °C
<b>Reference standards:</b>	EN 954-1, IEC 61496-1, IEC 61496-2

\* = if a longer cable has to be used, please verify that the same specifications are respected

## TABLES

Model	SF2-50	SF2-90
SF2 height 300	9	5
SF2 height 450	13	7
SF2 height 600	17	9
SF2 height 750	21	11
SF2 height 900	25	13
SF2 height 1050	29	15
SF2 height 1200	33	17
SF2 height 1350	37	19
SF2 height 1500	41	21

Table 1: NUMBER OF CONTROLLED BEAMS

Model	SF2
SF2 height 300	334
SF2 height 450	481
SF2 height 600	628
SF2 height 750	775
SF2 height 900	922
SF2 height 1050	1069
SF2 height 1200	1216
SF2 height 1350	1363
SF2 height 1500	1510

Table 2: CONTROLLED HEIGHT (mm)

Model	SF2
SF2 height 300	15
SF2 height 450	16
SF2 height 600	17
SF2 height 750	18
SF2 height 900	19
SF2 height 1050	20
SF2 height 1200	22
SF2 height 1350	23
SF2 height 1500	24

Table 3: RESPONSE TIME (ms)



## ACCESSORY SELECTION AND ORDER INFORMATION

MODEL	DESCRIPTION	CODE N°
<b>SF2-50 with automatic RESTART</b>		
SF2-50-030-PP-X	Type 2 safety light curtain h=300 mm	957081200
SF2-50-045-PP-X	Type 2 safety light curtain h=450 mm	957081210
SF2-50-060-PP-X	Type 2 safety light curtain h=600 mm	957081220
SF2-50-075-PP-X	Type 2 safety light curtain h=750 mm	957081230
SF2-50-090-PP-X	Type 2 safety light curtain h=900 mm	957081240
SF2-50-105-PP-X	Type 2 safety light curtain h=1050 mm	957081250
SF2-50-120-PP-X	Type 2 safety light curtain h=1200 mm	957081260
SF2-50-135-PP-X	Type 2 safety light curtain h=1350 mm	957081270
SF2-50-150-PP-X	Type 2 safety light curtain h=1500 mm	957081280
<b>SF2-50 with manual RESTART</b>		
SF2-50-030-PP-Y	Type 2 safety light curtain h=300 mm	957081380
SF2-50-045-PP-Y	Type 2 safety light curtain h=450 mm	957081390
SF2-50-060-PP-Y	Type 2 safety light curtain h=600 mm	957081400
SF2-50-075-PP-Y	Type 2 safety light curtain h=750 mm	957081410
SF2-50-090-PP-Y	Type 2 safety light curtain h=900 mm	957081420
SF2-50-105-PP-Y	Type 2 safety light curtain h=1050 mm	957081430
SF2-50-120-PP-Y	Type 2 safety light curtain h=1200 mm	957081440
SF2-50-135-PP-Y	Type 2 safety light curtain h=1350 mm	957081450
SF2-50-150-PP-Y	Type 2 safety light curtain h=1500 mm	957081460
<b>SF2-90 with automatic RESTART</b>		
SF2-90-030-PP-X	Type 2 safety light curtain h=300 mm	957081290
SF2-90-045-PP-X	Type 2 safety light curtain h=450 mm	957081300
SF2-90-060-PP-X	Type 2 safety light curtain h=600 mm	957081310
SF2-90-075-PP-X	Type 2 safety light curtain h=750 mm	957081320
SF2-90-090-PP-X	Type 2 safety light curtain h=900 mm	957081330
SF2-90-105-PP-X	Type 2 safety light curtain h=1050 mm	957081340
SF2-90-120-PP-X	Type 2 safety light curtain h=1200 mm	957081350
SF2-90-135-PP-X	Type 2 safety light curtain h=1350 mm	957081360
SF2-90-150-PP-X	Type 2 safety light curtain h=1500 mm	957081370
<b>SF2-90 with manual RESTART</b>		
SF2-90-030-PP-Y	Type 2 safety light curtain h=300 mm	957081470
SF2-90-045-PP-Y	Type 2 safety light curtain h=450 mm	957081480
SF2-90-060-PP-Y	Type 2 safety light curtain h=600 mm	957081490
SF2-90-075-PP-Y	Type 2 safety light curtain h=750 mm	957081500
SF2-90-090-PP-Y	Type 2 safety light curtain h=900 mm	957081510
SF2-90-105-PP-Y	Type 2 safety light curtain h=1050 mm	957081520
SF2-90-120-PP-Y	Type 2 safety light curtain h=1200 mm	957081530
SF2-90-135-PP-Y	Type 2 safety light curtain h=1350 mm	957081540
SF2-90-150-PP-Y	Type 2 safety light curtain h=1500 mm	957081550

## ACCESSORY SELECTION AND ORDER INFORMATION

MODEL	DESCRIPTION	CODE N°
CS-A1-03-G-03	M12 5-pole unshielded axial 3 m connector	95ACC2110
CS-A1-03-G-05	M12 5-pole unshielded axial 5 m connector	95ACC2120
CS-A1-03-G-10	M12 5-pole unshielded axial 10 m connector	95ACC2140
CS-A1-02-G-03	M12 4-pole unshielded axial 3 m connector	95A251380
CS-A1-02-G-05	M12 4-pole unshielded axial 5 m connector	95A251270
CS-A1-02-G-10	M12 4-pole unshielded axial 10 m connector	95A251390
ST-KSF2	anti-scratch fixing bracket (4 pcs)	95ACC2320
ST-KSF2STD	SF2 standard fixing bracket (12 pcs)	95ASE1020
ST-KSF2-4OR	SF2 orientable supports (4 pcs)	95ACC2580
ST-KSF2-6OR	SF2 orientable supports (6 pcs)	95ACC2590

Please refer also to **Safety Device Accessories**



Distributed by:

### HEADQUARTERS

#### DATASENSOR SpA

via Lavino, 265 - 40050 Monte San Pietro, BO - Italy  
 Tel. +39 051/6765611 • Fax +39 051/6759324  
 www.datasensor.com • e-mail info@datasensor.com

Datasensor SpA endeavours to continuously improve and renew its products; for this reason the technical data and contents of this catalogue may undergo variations without prior notice. For correct installation and use Datasensor SpA can guarantee only the data indicated in the instruction manual supplied with the products.

# SAFETY DEVICES